

Investor Presentation

January 2026

Safe Harbor Statement

This presentation and the related conference call and webcast contain forward-looking statements within the meaning of the Private Securities Litigation Reform Act of 1995, including, among others, statements regarding Cytek’s expected revenue for the fourth quarter and full year ended December 31, 2025; Cytek’s market position and long-term market expansion opportunities; Cytek’s business, product and operational goals and strategies; and Cytek’s opportunities for growth and profitability. Cytek’s audited financial results for the full year ended December 31, 2025 are not yet available and its preliminary expectations regarding revenue for the period are subject to review by Cytek’s management and audit by Cytek’s independent registered public accounting firm. Forward-looking statements are neither historical facts nor assurances of future performance. Instead, they are based on our current expectations and projections about future events and financial trends that we believe may affect our financial condition, results of operations, business strategy, and financial needs. All statements other than statements of historical facts may be forward-looking statements. The words “may,” “will,” “expect,” “anticipate,” “aim,” “estimate,” “intend,” “plan,” “believe,” “is/are likely to,” “potential,” “continue” and other similar expressions are intended to identify forward-looking statements, although not all forward-looking statements contain these identifying words.

Factors that could cause actual results to differ materially include, without limitation, adjustments to the estimate that may be required in connection with the completion of the Company’s year-end closing and auditing procedures and risks and uncertainties relating to global geopolitical, economic and market conditions; Cytek’s ability to manage the impacts of recent and future export controls and licensing requirements, tariffs and NIH funding policies on its business; Cytek’s ability to evaluate its prospects for future viability and predict future performance; Cytek’s ability to accurately forecast customer demand and adoption of its products; Cytek’s ability to recognize the anticipated benefits of collaborations; Cytek’s dependence on certain sole and single source suppliers; competition; market acceptance of Cytek’s current and potential products; Cytek’s ability to manage the growth and complexity of its organization, maintain relationships with customers and suppliers and hire and retain key employees; Cytek’s ability to manufacture its products in high-quality commercial quantities successfully and consistently to meet demand; Cytek’s ability to increase penetration in its existing markets and expand into adjacent markets; Cytek’s ability to secure additional distributors or maintain good relationships with its existing distributors; Cytek’s ability to successfully develop and introduce new products; Cytek’s ability to maintain, protect and enhance its intellectual property; Cytek’s ability to continue to stay in compliance with its material contractual obligations, applicable laws and regulations; and foreign currency exchange impacts. Information on these and additional risks and uncertainties and other information affecting Cytek’s business and operating results is contained in Cytek’s Quarterly Report on Form 10-Q filed with the Securities and Exchange Commission (the “SEC”) on November 5, 2025 and other filings Cytek makes with the SEC from time to time. Unless otherwise indicated, these forward-looking statements speak only as of the date hereof. Except as required by applicable law, Cytek does not plan to publicly update or revise any forward-looking statements contained herein, whether as a result of any new information, future events, changed circumstances or otherwise. No representations or warranties (expressed or implied) are made about the accuracy of any such forward-looking statements.

Cytek, FSP, ESP, Cytek Northern Lights, Northern Lights, Cytek Aurora, Cytek Orion, cFluor, Tonbo, Amnis, Guava, Muse, and DxP Athena are trademarks of Cytek Biosciences, Inc. Other trademarks appearing in this presentation are the property of their respective holders.

Empowering scientific communities with leading cell analysis tools



Cytek 2025 at a Glance ⁽¹⁾

Validated Technology Platform

3,456

Units Placed

>3,200

Cytek FSP™ Peer-reviewed Publications

Broad Customer Base & Global Presence

>2,000

Customers

>70

Countries

Strong Financial Profile

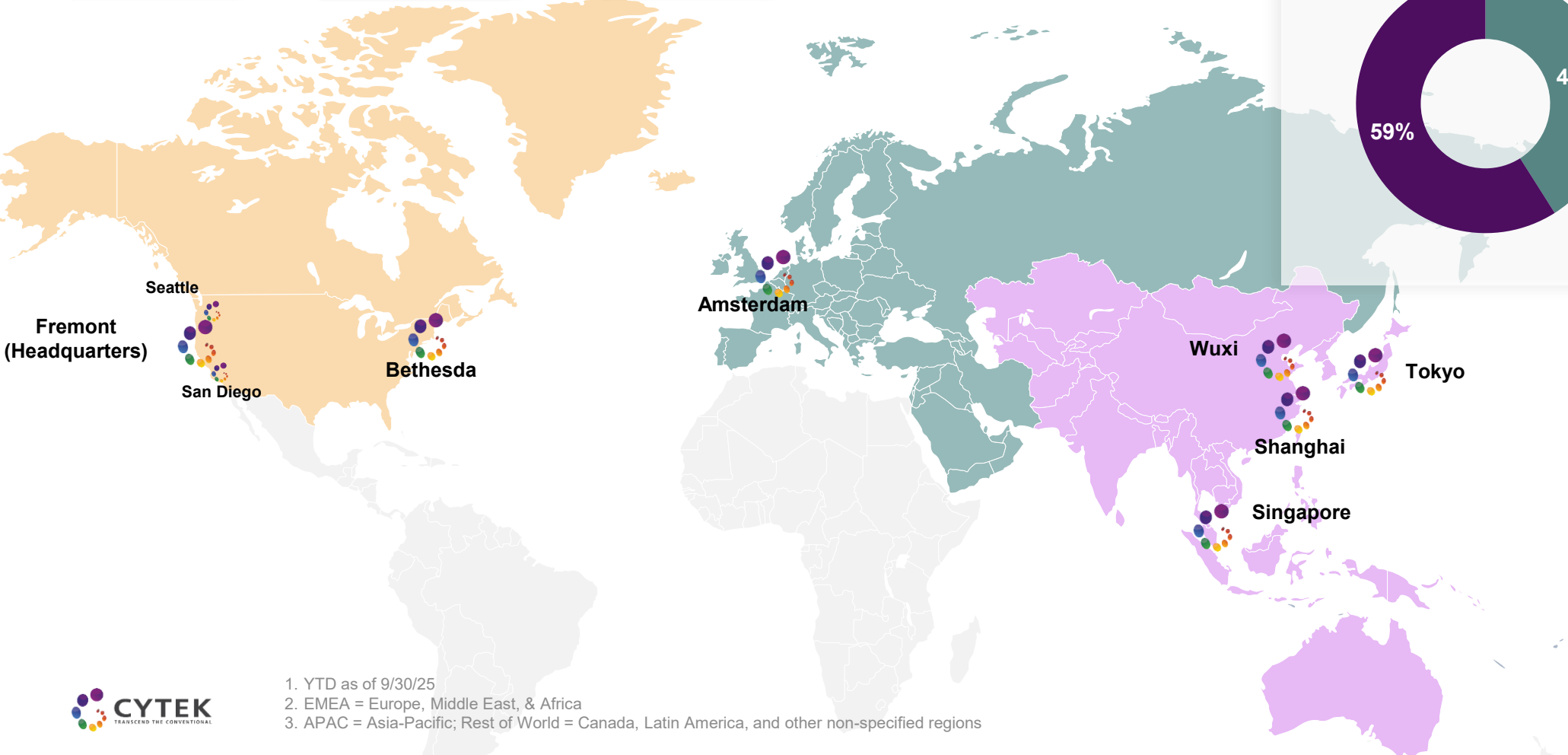
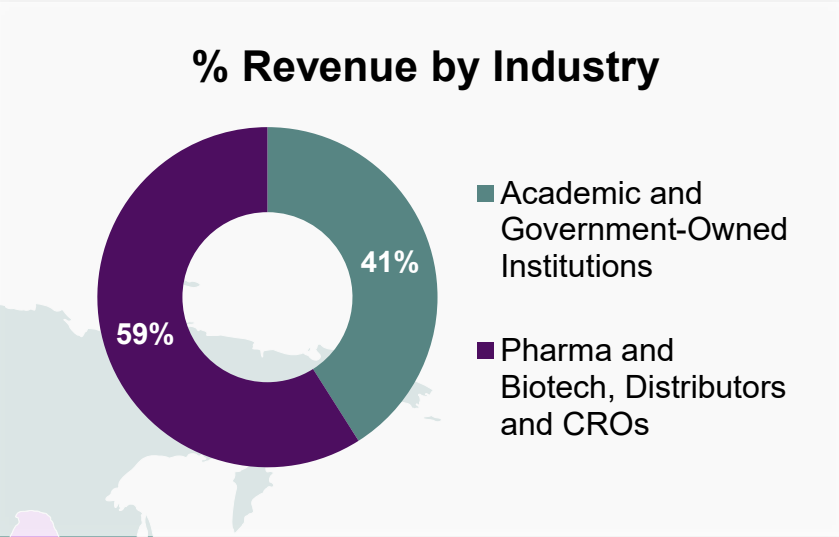
~\$201M ⁽²⁾

2025 Total Revenue (est.)

~\$262M

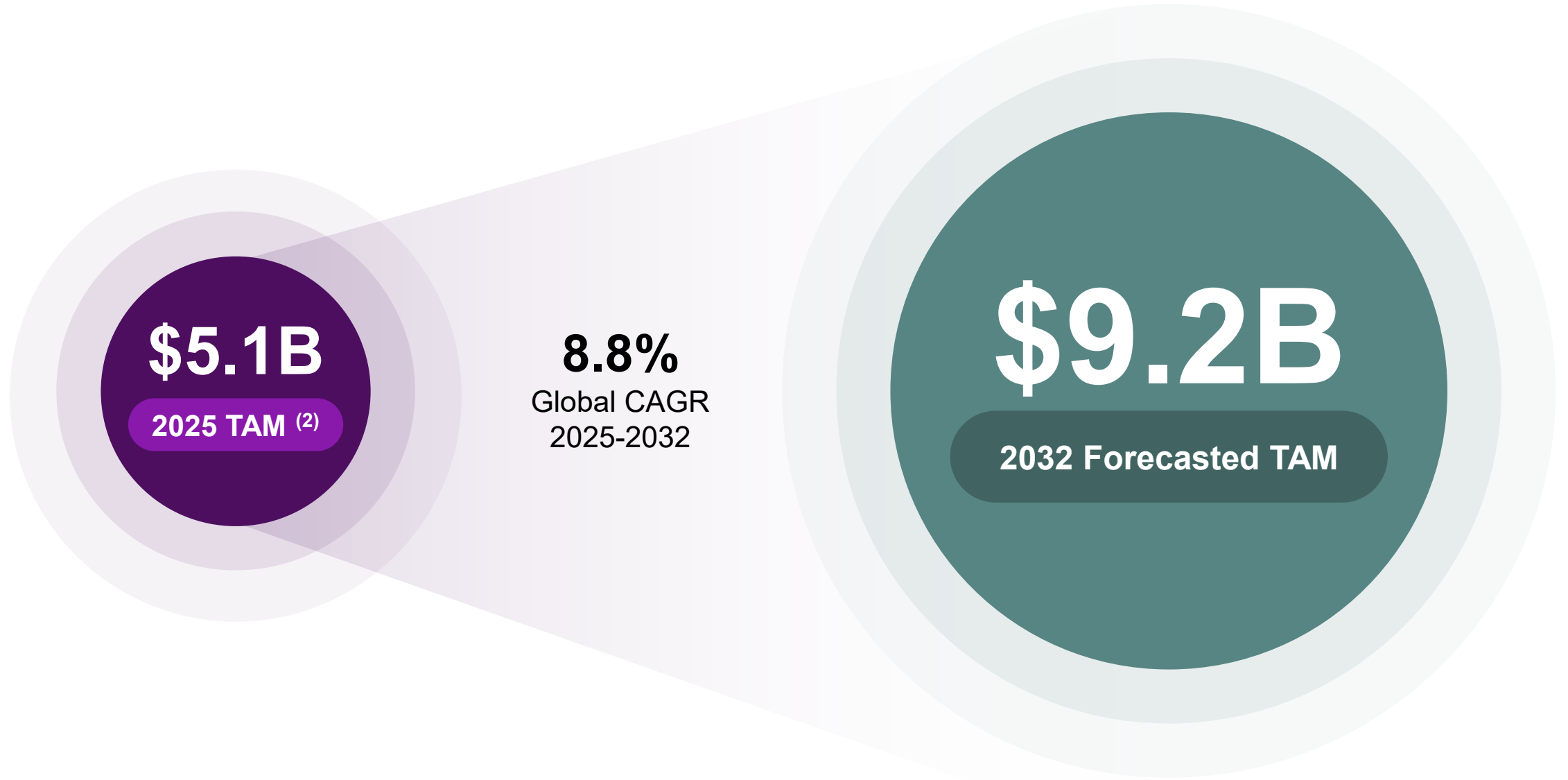
Cash & Marketable Securities

Global Scale and Reach with Diversified Revenue Mix (1)



1. YTD as of 9/30/25
 2. EMEA = Europe, Middle East, & Africa
 3. APAC = Asia-Pacific; Rest of World = Canada, Latin America, and other non-specified regions

Large and Growing Global Cell Analysis Market Addressable by Flow Cytometry ⁽¹⁾



Our Strategic Business Pillars

Instruments

Performance

Intelligence

Harmonization

Reliability

Cost Effective

Applications

Reagents

Enabler

Flexibility

Functionality

Recurring Revenue

Bioinformatics

Cytek Cloud

Analysis / AI

Optimization

Management

Exchanges

Clinical ⁽¹⁾

Regulatory

LDT

Menu Driven

AI

Standardization

Broad Portfolio of Best-in-Class Cell Analysis Tools

Aurora Evo



Cytex Aurora



Aurora Cell Sorter



Northern Lights



Guava



Muse Micro



Amnis




Reagents



Cytek Cloud



Services



Essential Lab Tools: Analyzer to Sorter Underpinned by FSP Technology



Northern Lights

>24 Colors from 1-3 Lasers

Individual Researchers & Clinical Labs

Entry-Level Market



Aurora Evo / Aurora Analyzer

50+ Colors from 3-5 Lasers

Biopharma, CROs, Large Academic Labs

High-End Market



Aurora Cell Sorter

50+ Colors from 3-5 Lasers

Biopharma, CROs, Large Academic Labs

Sub-Cellular Particle Detection



High-Throughput
& Compact



Flexible &
Intuitive



Ultra-
Sensitive



Data
Harmonization



Valuable
Insights

Reagents & Kits Driving Recurring Revenue Growth

Reagent revenue
grew **~21% y/y** in
Q3 2025

Research Areas: Immuno-
oncology, Infectious Diseases
and Inflammatory Diseases

Workflows: Drug Discovery,
Genomics and Immunoprofiling



Fluorochrome conjugated antibodies
used to identify cells of interest

Multi-color kits and panels give users
ready-to-use antibodies and protocols

1- and 2-Laser 6-Color TBNK Reagents
Approved for Clinical Use in China

CE-IVD single-color & 6-color TBNK
reagents for EU customers



Cytek Cloud: OS Delivering End-to-End Integrated Solution for Cytek Tools

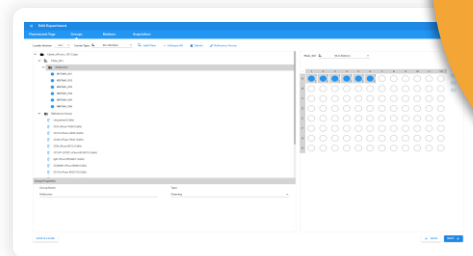
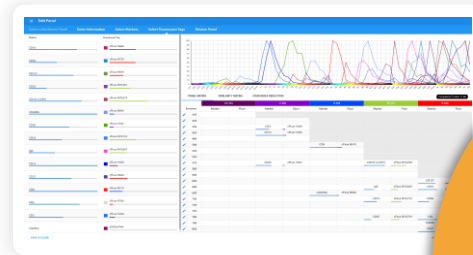
Functionalities

Enhanced
Panel Design
Capabilities

Experimental
Design

Data
Analysis

Data Storage and
User Management



>22,600
Users

Grew user base by
40% since start of
2025 (1)

Simplifies complex research with
streamlined experiment workflow

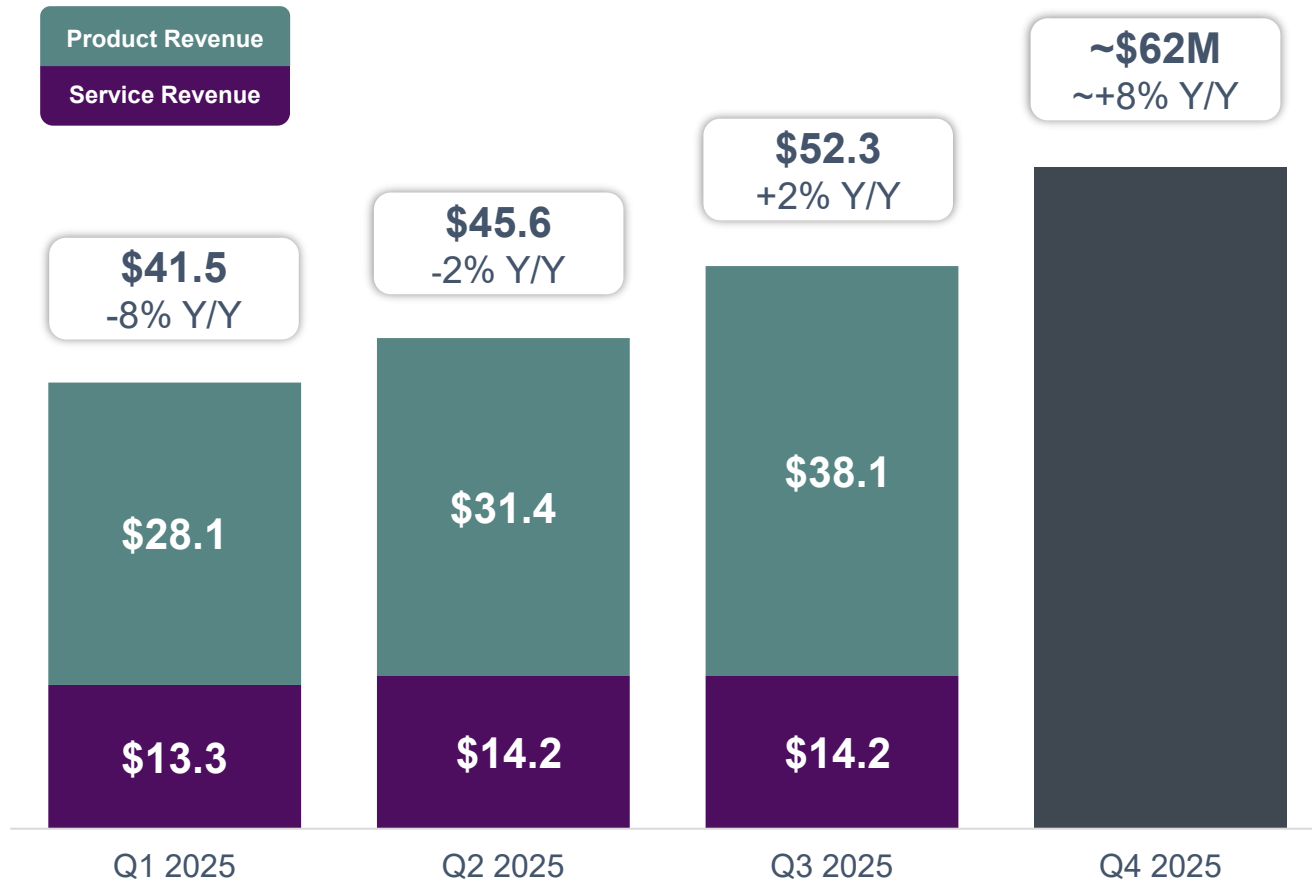
Saves researchers **days to months** in
designing complex panels

Unlocks significant cost savings with
simulated experiments

Creates value and deepens customer
engagement with **paid licenses**

Drives **more use** of Cytek cell analysis
solution, reagent and services

Preliminary 2025 Revenue Results (1)



2025 Commentary

Q4 showed **meaningful acceleration** in Y/Y quarterly revenue growth compared to prior quarters in 2025

Driven by:

- Continued growth of global Service & Reagents, and APAC instruments
- Recovery in EMEA instruments
- Continued improvement in US

Driving Continuous Technology Innovation



DXP Athena® System

2016



Northern Lights™ Analyzer

2018



Tonbo™ Reagents (3)

2021



Cytek Aurora™ Cell Sorter

2021



Cytek Orion™ Mixer

2023



Amnis® & Guava® Products (2)

2023



StarBright™ Reagents (1)

2023



Cytek Muse® Micro Cell Analyzer

2025



Cytek Aurora™ Evo Analyzer

2025

2017

Cytek Aurora™ Analyzer



2020

cFluor® Reagents



2022

CE-IVDD



2024

ESP™ Detection Option



1. Announced partnership with Bio-rad use of StarBright dye portfolio in February 2023
 2. Acquired from Luminex in February 2023
 3. Acquired from Tonbo in November 2021

2026 Growth Drivers

Growth in installed base to drive Service growth

Growth in Reagents driven by expanding market share

Flow cytometry market growth

Innovative new products

Conventional flow cytometer replacement cycle

Cytek Cloud to improve workflows and utilization

Clinical expansion in EMEA and in China

Well-positioned for Growth and Profitability



Technology Platform Leader

Strengthening market leadership position through innovative new products that will reinforce our competitive position and accelerate growth



Global Diversification

Multiple geographies with instrument and recurring revenue streams



Growing Recurring Revenue

Reagent and service businesses benefitting from **established and expanding global installed base**



Attractive Financial Profile

Well-positioned to deliver long-term value through differentiated technology portfolio, durable growth drivers, strong balance sheet, and global reach



Thank You